

OPTIONAL ESSENTIALS OF ULTRASOUND CERTIFICATION - 1 DAY
Offered as an extension to the 1 day Essentials of Ultrasound Course


The certification preparation and examination will take place on the day following the Essentials of Ultrasound Courses at the NYSORA Academy.

NYSORA has introduced an International certification process of minimal skills acquisition for ultrasound-guided regional anesthesia and point-of-care interventional procedures. The certificate is obtained after successful passing of a written examination documenting sufficient understanding of ultrasound-technology, artifacts and safe use of ultrasound equipment. The certification candidates are then subjected to a practical test requiring demonstration of proper operating of the ultrasound machine, recognition of ultrasound anatomy and ability to reliably monitor needle advancement toward a given target in-plane and out-of-plane using ULTRASOUND SIMULATORS (<http://medxpress.pro/>)

MS2-TRN

ESSENTIAL TRAINER

ULTRASOUND SIMULATOR™




Ultrasound Tissue Simulator™

Optional configurations:
MS2CN-TRN Essential Trainer with Nerve Proximity Indicator

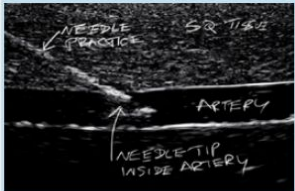
- Facilitates acquisition of essential skills of using ultrasound
- Allows needle-target practice in plane and out of plane
- Absolute must for anyone wanting to start utilizing point of care ultrasound

INTERNAL LANDMARKS
Artery; Vein; Nerve

EXTERNAL LANDMARKS
Not applicable



Actual ULTRASOUND SIMULATORS image

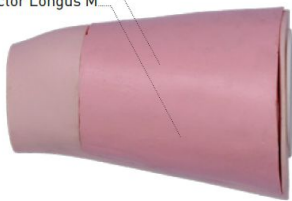


Actual ULTRASOUND SIMULATORS image

The NYSORA International Ultrasound Level I Certification certificate can be used as a proof of acquisition of minimum skills to operate ultrasound equipment and safety guide the needle during interventional procedures under ultrasound guidance. As such, the Certificate can be used to obtain credentialing and hospital privileges to use ultrasound in clinical practice.

MS2-ADD

Adductor/Saphenous Combined Nerve Block SIMULATOR™



Vastus Lateralis M.
Adductor Longus M.

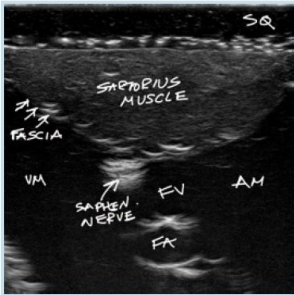
- Facilitates knowledge and skills acquisition to perform femoral triangle and adductor canal block for analgesia of the knee
- Allows injection practice

INTERNAL LANDMARKS
Sartorius muscle; Vastus medialis muscle; Adductors femur; Femoral artery; Femoral vein; Saphenous nerve; Relevant fascial sheaths

EXTERNAL LANDMARKS
Mid and distal thigh; Knee; Quadriceps Femoris muscle; Sartorius Muscle

Optional configurations:
MS2CN-ADD Adductor/Saphenous with Nerve Proximity Interface

Actual ULTRASOUND SIMULATORS image



NYSORA'S Adductor Canal ULTRASOUND SIMULATOR with ultrasound anatomy image obtained on the simulator

NYSORA has always strived to standardize the training at its residency and fellowship programs, workshops, books and other instructional material. At our workshops – we request that instructors teach NYSORA techniques for consistency and enhanced retention of the knowledge imparted in the workshops. However, one always wonders what the workshop delegates do with the acquired knowledge after the workshops and whether they were able to acquire the adequate skillset to apply such knowledge in patients at their practice.



Dr Ine Leunen teaching at NYSORA Boutique Workshop using NYSORA's standardized techniques

The certificate is issued to candidates who successfully pass the test and demonstrate the practical knowledge. Delegates who pass the certification test will receive the NYSORA International Certificate for Knowledge Acquisition Foundation Level 1 (general knowledge on operating ultrasound equipment, transducer maneuvers to optimize image, safety and demonstration of needle-eye coordination in NYSORA Ultrasound SIMULATORS).



Drs. Thibault Vaneste and Ana Lopez administering NYSORA-Ultrasound Certification Examination Level II to NYSORA-Europe fellow in regional anesthesia Dr. Stefanie Vanhoenaker.



NYSORA's ULTRASOUND SIMULATORS ready for the certification examination

The NYSORA's certifications process has been developed by a group of NYSORA's international collaborators and continues to evolve as it starts getting traction in residency programs throughout the world. The Certification courses will be limited to 10 people per course. Registration and payment required through the Essentials of Ultrasound registration pages.

Due to the limited number of spaces, this certification examination is open only to those registered to attend the Essentials of Ultrasound Courses.